

Extruded Aluminum Louver • 6" Deep • 45° Drain Blades • Stationary • Recessed Mullion • Continuous Line

Continuous Line

Standard Construction and Materials

FRAME: .081" thick (nominal) extruded aluminum, 6063-T52/T6 alloy.

BLADE: .125" thick (nominal) extruded aluminum, 6063-T52/T6 alloy.
Blades are at 45° angle and approximately 5 3/8" on centers.

LOUVER FACE: Full width sill, with blades and head contained in jambs.

SCREEN: (When indicated.)

1/2" flattened aluminum (.051" thick),

-or- 1/2" sq. mesh, intermediate double-crimped aluminum wire, .063" dia.,

-or- 19/16 mesh, .011" dia. aluminum wire, insect screen.

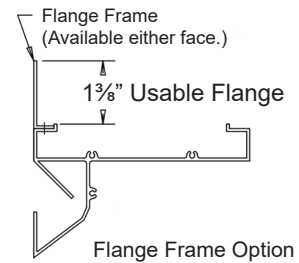
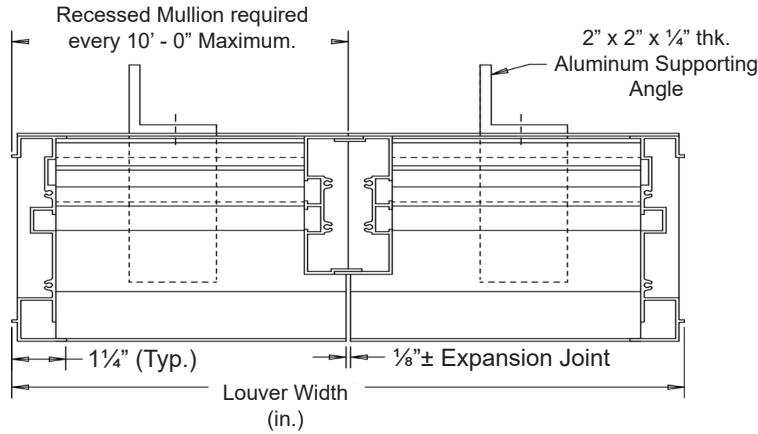
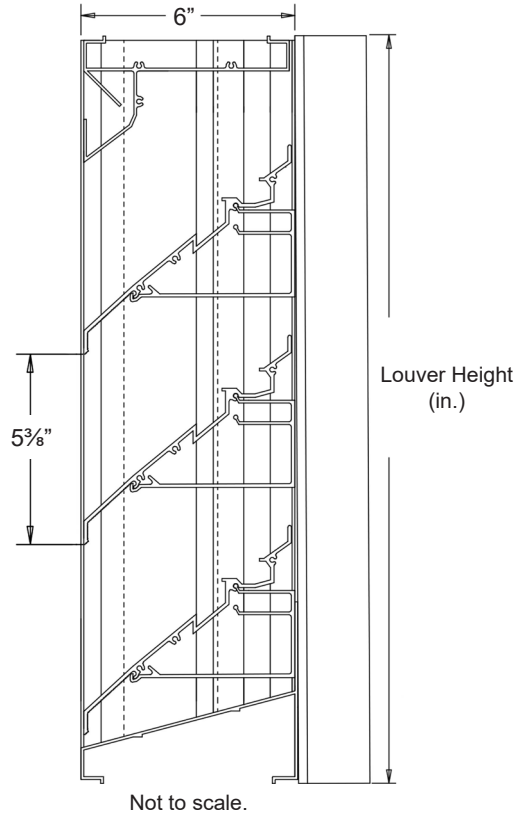
FINISH: Mill

Options

Finish - Baked Enamel, Kynar, Anodize

Notes

1. Nominal deductions will be made to the opening size given.
2. Louvers shall withstand a windload of 20 PSF for a single panel. Consult the factory to substitute other load requirements.
3. Approximate shipping weight is 4.0 lbs./sq.ft.



										
Item #	Qty	Width	Height	Width	Height	Mullion	Type	Location		
		Opening Size		Louver Size			Screens			Union Made
Arch. / Eng.:						EDR:		ECN:		Job:
Contractor:										
Project:						Date:		DWN:		DWG:

In the interest of product development, Cesco Products reserves the right to make changes without notice.



450 Riverside Dr • Wyalusing PA, 18853
Phone: 570-746-1888 • Fax: 570-746-9286
www.cescoproducts.com

Extruded Aluminum Louver • 6" Deep • 45° Drain Blades • Stationary • Recessed Mullion • Continuous Line

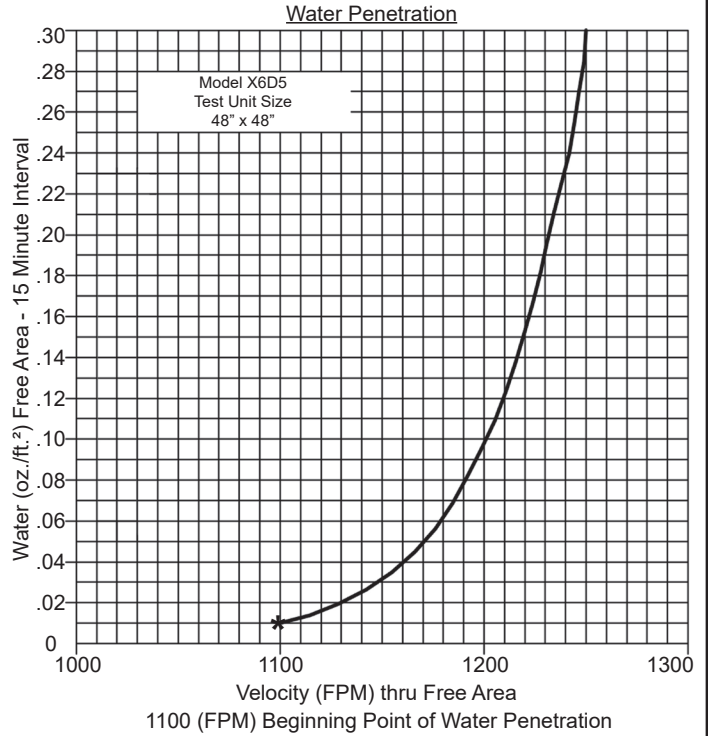
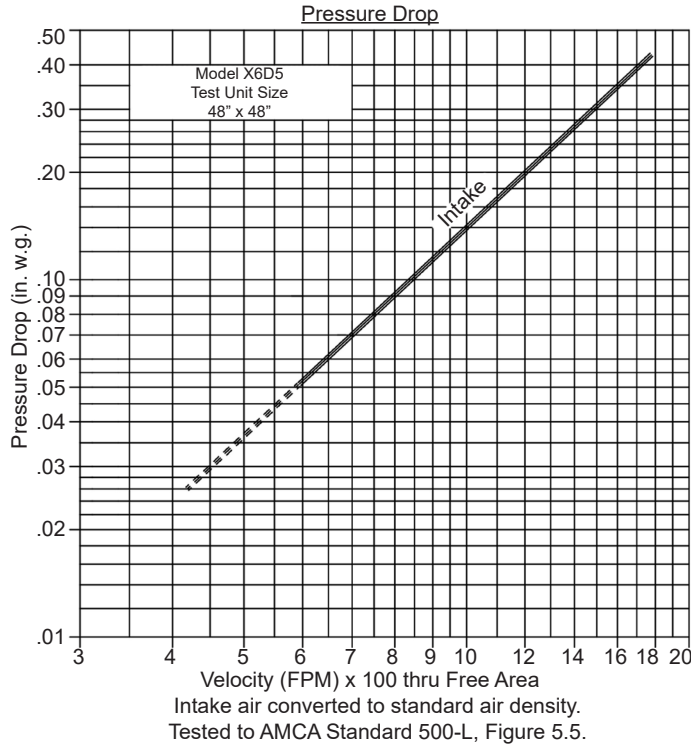
Performance Data

Pressure Drop: .10 in. w.g. at 800 fpm (intake)

Free Area: 8.40 sq.ft. = 53% for 48"W x 48"H sample tested in accordance with AMCA Standard 500-L.

Beginning Point of Water Penetration: 1100 FPM

Ratings do not include the effects of a screen.



Free Area (sq.ft.)

		Width (in.)																		
		12"	18"	24"	30"	36"	42"	48"	54"	60"	66"	72"	78"	84"	90"	96"	102"	108"	114"	120"
Height (in.)	12"	.23	.38	.52	.67	.81	.96	1.10	1.25	1.39	1.54	1.68	1.83	1.97	2.12	2.26	2.41	2.56	2.70	2.85
	24"	.77	1.26	1.75	2.23	2.72	3.21	3.70	4.18	4.67	5.16	5.64	6.13	6.62	7.11	7.59	8.08	8.57	9.06	9.54
	36"	1.24	2.02	2.81	3.59	4.37	5.15	5.94	6.72	7.50	8.29	9.07	9.85	10.64	11.42	12.20	12.98	13.77	14.55	15.33
	48"	1.78	2.91	4.03	5.16	6.28	7.41	8.40	9.66	10.78	11.91	13.03	14.16	15.28	16.41	17.53	18.66	19.78	20.91	22.03
	60"	2.33	3.79	5.26	6.73	8.20	9.67	11.14	12.61	14.08	15.54	17.01	18.48	19.95	21.42	22.89	24.36	25.83	27.29	28.76
	72"	2.82	4.60	6.38	8.16	9.94	11.72	13.50	15.28	17.06	18.83	20.61	22.39	24.17	25.95	27.73	29.51	31.29	33.07	34.85
	84"	3.30	5.38	7.46	9.54	11.62	13.70	15.78	17.87	19.95	22.03	24.11	26.19	28.27	30.35	32.44	34.52	36.60	38.68	40.76
	96"	4.02	6.56	9.11	11.65	14.19	16.73	19.27	21.81	24.35	26.89	29.43	31.97	34.51	37.06	39.60	42.14	44.68	47.22	49.76
	108"	4.38	7.14	9.91	12.68	15.44	18.21	20.97	23.74	26.50	29.27	32.04	34.80	37.57	40.33	43.10	45.86	48.63	51.39	54.16
	120"	4.88	7.96	11.04	14.13	17.21	20.29	23.37	26.45	29.54	32.62	35.70	38.78	41.87	44.95	48.03	51.11	54.19	57.28	60.36



Cesco Products certifies that the Model X6D5 shown herein is licensed to bear the AMCA seal. The ratings shown are based on tests and procedures performed in accordance with AMCA Publication 511 and comply with the requirements of the AMCA Certified Ratings Program. The AMCA Certified Ratings Seal applies to Water Penetration and Air Performance Ratings only.